

OBLONG-JAWED CLAMP-ON GROUND RESISTANCE TESTER

C.A 6418



For 30 x 40mm or 20 x 55 mm metal bars
& 32 mm diameter cable

MARKET TARGETS




- **Electrical Utilities**
to test the grounding conductors in substations, pole-mounted transformers and towers
- **Telecom**
to test correct grounding and bonding of telecom cables, cell towers, cabinets & enclosures
- **Oil & Gas, Chemical Industry**
to assess correct grounding, bonding and cathodic protection continuity
- **Railways**
to measure the rail-gate-pole grounding resistor
- **Verification & service companies, Consultants**

to perform measurements for end users who have signed contracts with service companies

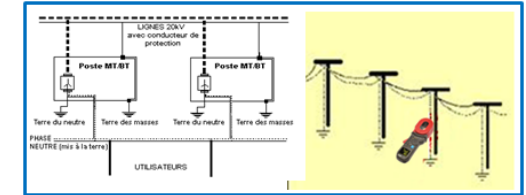
USER TARGETS

- Technicians / electricians
- Plant maintenance personnel
- Verification organization personnel

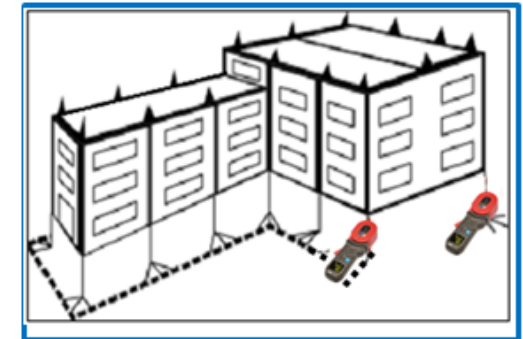
KEY COMPETITIVE ADVANTAGES

- **OLED Display** , 180° viewing angle, all lighting conditions
- **Simultaneous Ω + A display**
- **Automatic Hold feature** (Hold upon clamp opening) 
- **Simultaneous alarms on Ω and A**
- **300 memory locations**
- **Real-time clock** 
- **Automatic gap calibration @ power on** 
- **IP 40**

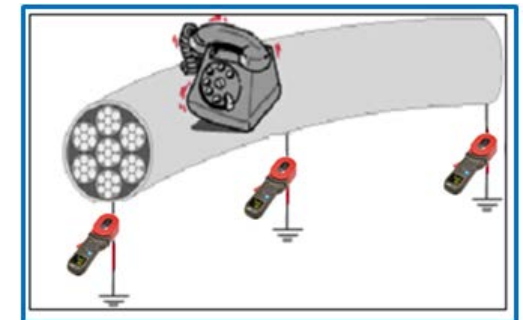
APPLICATION EXAMPLES



Substations & Towers



Faraday protected buildings

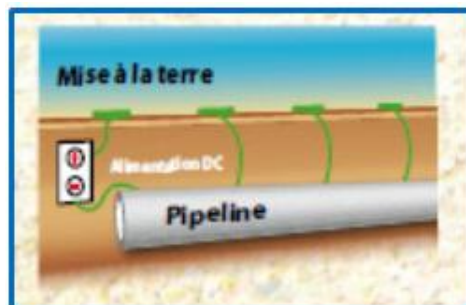


Telecom

OBLONG-JAWED CLAMP-ON GROUND RESISTANCE TESTER



Railways



Pipeline

TECHNICAL SPECIFICATIONS

- Modes : **standard ($\Omega_z + A$)** and **A**
- Ground Loop resistance: **0.01 to 1200 Ω**
- Measurement frequency in Ω : **2083 Hz**
- Leakage & Line Current : **0.5 mA to 20 A**
- Alarms : **Configurable in Z, A**
- **SET-UP** : Alarms, Buzzer, HOLD / Pre-HOLD, Auto Power OFF
- **OLED Display** : 152 segments , 48x39mm
- Jaw size : **65 mm x 32 mm**
- Memory : **300 locations**,
- Electrical safety **IEC 61010-1: 100V CAT IV, 150V CAT III**

- EMC : **EN 61326-1** , IP40
- Dimensions: **300 x 106 x 56 mm**
- Weight : **1.2kg approx. including batteries**

ORDER INFORMATION

C.A 6418..... P01122018

Delivered with a carrying case with:

- 4 x AA 1.5V batteries,
- 1 x wrist strap
- 1 x CD containing operating instructions
- 1 x verification certificate,
- 1 x safety datasheet (20 languages),
- 1 x Quick Start Guide.



ACCESSORIES / SPARE PARTS

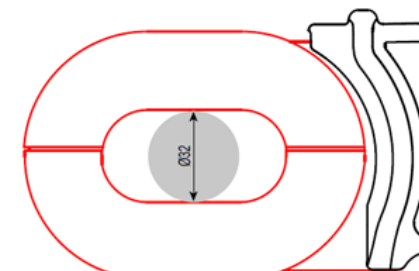
1 x Carrying case for C.A 6418 (MLT110)*	P01298080
1 x CL1 calibration loop	P01122301
1 x AA 1.5V battery	P01296033

** requires 2 foam inserts 691714A00*

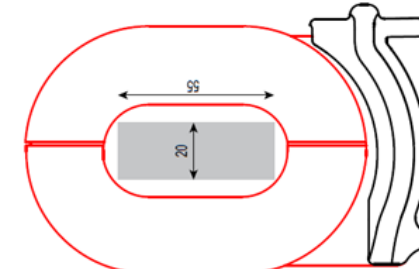


CL1 calibration loop

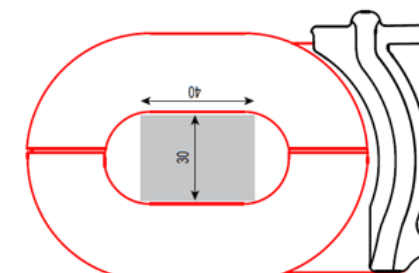
CONDUCTOR SIZE



Conductor size 32mm



Metal bars 20 x 55 mm



Metal bars 30 x 40 mm