

PEL 110 SERIES

**Simultaneous power
and energy loggers**

**The loggers for efficient
consumption!**

- Possibility of recordings covering several months
- Breakdown of energy losses
- Installation without cutting off the mains supply
- Android application with motor diagnostics



Energy

Industry

Motor



Measure up



Save money by controlling your energy consumption.

To optimize your energy efficiency, reduce costs and improve the performance of your electrical systems, the simultaneous power and energy loggers in the PEL 110 Series are ideal tools.

THE PEL 110 SERIES

PEL 112



3 voltage inputs, 3 current inputs. **Compact and magnetized** with no display, this model supports **negative temperatures** and is suitable for use in cold rooms ($-20\text{ }^{\circ}\text{C}$).

PEL 113



3 voltage inputs, 3 current inputs. With a quadruple backlit digital display.


PEL 115



4 voltage inputs, 4 current inputs. The all-terrain model in an **IP67 site-proof casing**.

THE MARKETS

From electricity generators through to consumers, the PEL power loggers are very simple to interface everywhere.



Renewable energies

photovoltaic, wind, hydroelectric, thermal and thermo-dynamic



Process industries

metallurgy, glassmaking, paper, chemicals, agri-food, etc.



Building construction and renovation

housing, facilities, etc.



Public services/transport

monitoring where the consumption is occurring (lighting, roads, motorways, tunnels, rail, etc.)



Datacenter

monitoring and analysis of consumption



APPLICATIONS



ENERGY AUDITS

- Voluntary (ISO 50001, etc.) or mandatory operation aiming to reduce energy consumption: buildings, housing, infrastructure, equipment, etc.
- Implementation of measurement campaigns focused on energy for comprehensive diagnosis of the electrical installation
- Identification of the causes of overconsumption by the equipment or overbilling



PREVENTIVE AND PREDICTIVE MAINTENANCE

- Industrial equipment monitoring
- Analysis of consumption due to the Air-conditioning, Ventilation and Heating systems
- Sizing of a power factor correction cabinet
- Redistribution of the loads on the electrical grid
- + Motor diagnostics: measurement of a motor's speeds, efficiency and torque without using mechanical sensors

OUTDOOR USE ON ELECTRICITY POLES

The PEL 115 is integrated in a rugged, waterproof casing ensuring IP67 ingress protection.

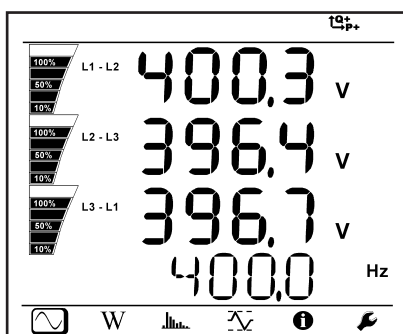


PEL115

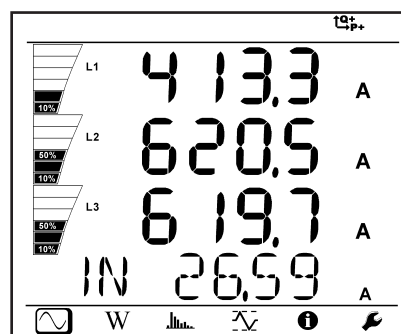
Keep datacenters' hyperconsumption under control with the PEL110 Series

The vast volume of data requiring constant management places a heavy load on the servers and cooling systems. Consumption monitoring is a key factor for preventing failures and overconsumption. This helps to control costs and make the datacenter more reliable.

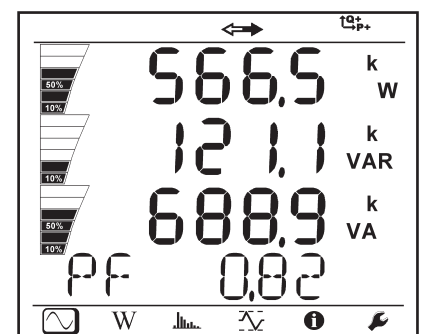
MEASUREMENTS & FUNCTIONS



Voltage



Current



Power/PF

- RMS and DC measurements with 128 samples/cycle simultaneously on each phase
- AC and/or DC voltage measurements up to 1,000 V
- Current up to 10 kA AC, 5 kA DC (depending on the current sensor).
- Active, reactive (N,D,Qf) and apparent power values
- Active energy values
- Fundamental active power values (Pf), balanced active power values (P+) and unbalance active power (Punb)
- Motor measurements and characterization
- Self-powered via the phase
- Extensive measurement range by using voltage and current ratios
- Breakdown of energy losses
- The phase data: $\cos \varphi$, $\tan \Phi$, power factor (PF)
- Crest factor
- THD calculation for currents and voltages
- DC, 50 Hz, 60 Hz and 400 Hz measurements (Naval, etc.)
- Recording of the measurements and calculation results on the SD card
- Automatic recognition of the type of sensor connected

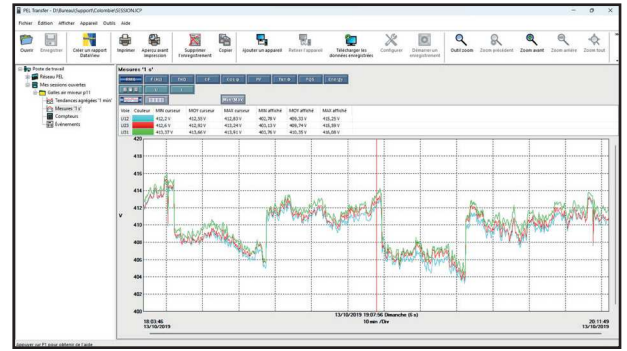
PEL Transfer software

This application software can be used to set up the PEL 110s and process the energies.

A **mathematical algorithm** applied to the **power measurement** campaigns automatically provides a breakdown of all the energy values, highlighting any **losses detected**.

Users have everything they need to rank the priorities of their operations.

Energy consumption reports can be generated very simply.



Monitor your electricity consumption in real time or periodically

Android application

Use the Android application to view your PEL's connection to the electrical network



- Useful energy
- Unbalance active energy
- Harmonic active energy
- Non-active energy
- Reactive energy
- Distorting energy
- Apparent energy



NETWORK COMMUNICATION

The PELs are equipped with a wide range of wired and wireless communication possibilities. The free PEL Transfer software interface allows you to monitor the data on a PC in real time.

Ethernet

When possible, the PELs can be connected together via an Ethernet-type wired link. The PEL Transfer software then takes control of all the instruments connected. The Ethernet link can be used at the same time as Wifi connections.

WiFi

The PELs offer 2 Wifi operating modes. They can be connected to the company's IT network via a server. They can also be addressed directly by a PC or smartphone.

IRD DataView® Synch

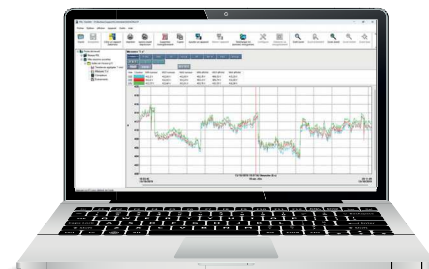
A secure server is provided so that you can view your data from anywhere in the world.

USB

USB connections can be used to configure or download the data, as well as to take control of an instrument whatever the circumstances.



With wired or Wifi connections, it is possible to monitor or recover the data from several PELs connected to the same network



PEL Transfer software



With PEL Transfer, you obtain the value of your electricity consumption in the local currency (€, £, \$, etc. - 8 tariff ranges).



Current sensors compatible with the PEL models



Model	MN93	MN 93A	MINI 94	MA194-250 MA194-350 MA194-1000	PAC93	A193-450	A193-800	C193	E94	J93	MA196*	A196-610*
References	P01120425B	P01120434B	P01106194	P01120593 P01120592 P01120594	P01120079B	P01120526B	P01120531B	P01120323B	P01120044	P01120110	P01120568	P01120554
Measurement range	500 mA to 200 Aac	0,005 Aac to 5 Aac 0,2 Aac to 100 Aac	50 mA to 200 Aac	200mA to 10kAac	1 A to 1000 Aac 1 A to 1300 Aac	200 mA to 10 kAac	200 mA to 10 kAac	1 A to 1000 Aac	100 mA to 10 Aac/dc 100 mA to 100 Aac/dc	50 A to 3500 Aac 50 A to 5000 Aac	200 mA to 10 kAac	100 mA to 10 kAac
Clamping Ø / length (mm)	Ø 20	Ø 20	Ø 16	Ø 70/250 Ø 100/350 Ø 300/1000	1 x Ø 39 2 x Ø 25	Ø 140 / 450	Ø 70/250 / 800	Ø 52	Ø 11.8	Ø 72	Ø 100 / 350	Ø 190 / 610
IEC 61010	600 V CAT III / 300 V CAT IV		IEC 61010 CAT III - 600 V / CAT IV - 300 V	1000V CATIII / 600V CATIV	600 V CAT III / 300 V CAT IV	1000 V CAT III / 600 V CAT IV		600 V CAT IV	600 V CAT III / 300 V CAT IV	600 V CAT III / 300 V CAT IV	1000 V CAT III / 600 V CAT IV	1000 V CAT III / 600 V CAT IV

*PEL115


Other accessories

BB196 cables kit (x 5), IP67.....	P01295479
Mains power cable.....	P01295174
PEL mains adapter.....	P01102204B
Cables/clips kit (x4).....	P01295476
Set of inserts/rings.....	P01102080
5 A adapter.....	P01101959
DataView® Software.....	P01102095
No. 23 Bag.....	P01298078
Pole mounting kit.....	P01102146



References : P01102204B

For long-term campaigns, the mains adapter for self-powering the PEL is ideal: no more worrying about your batteries!



TECHNICAL SPECIFICATIONS

Models	PEL 112	PEL 113	PEL 115
Display	None	Quadruple digital display	
Types of installations	Single-phase, split-phase, three-phase with or without neutral, and many other specific configurations		
Number of channels	3 voltage inputs, 3 current inputs (neutral current calculated)		4 voltage inputs, 4 current inputs
Measurements			
Network frequencies	DC, 50 Hz, 60 Hz and 400 Hz		
Voltage (measurement ranges)	10.00 -1,000 Vac / 100.00 - 1,000 Vdc		
Current (see previous page)	5 mAac to 10 kAac / 50 mAdc to 5 kAdc		
Calculated measurements			
Ratio	Up to 650,000 V / up to 25,000 A		
Power (P, P _r , P ⁺ , P _{unb} , Q _r , N, D, S)	10 W to 10 GW / 10 var to 10 Gvar / 10 VA to 10 GVA		
Energy	Up to 4 EWh / 4 EVAh / 4 Evarh (E = 10 18)		
Phase	cos φ, tan Φ, PF		
Harmonics	THD		
Additional functions			
Phase order	Yes		
Min / Max	Yes		
Alarm	Yes		
Mounting	Magnet		Hook (Opt.)
Recording			
Acquisition rate / Aggregation period	5 measurements/s - 1 min to 60 min		
Data storage	SD card, 8 GB (up to 32 GB on SD-HC card)		
Communication	USB, Ethernet, Wifi (Access point and Hotspot), IRD Server DataView® Synch		
Power supply	110 V - 250 V (+10 %, -15 %) at 50-60 Hz & 400 Hz		Powered by the phase - 1,000 V AC/DC
Safety	IEC 61010 600 V CAT IV and 1000 V CAT III		IEC 61010 1000 V CAT IV
Mechanical specifications			
Dimensions	256 x 125 x 37 mm without sensor		245 x 270 x 180 mm without sensor
Weight	900 g	950 g	<3400 g
Casing	IP54		IP67
Operating temperatures	-20°C to +50°C		-20°C to +50°C

STATE AT DELIVERY:

A PEL 112 OR PEL 113 IS DELIVERED WITH:

1 carrying bag, 4 voltage cables, 4 crocodile clips, 1 set of inserts/rings, 1 SD card, 1 SD Card-USB adapter, 1 USB cable, PEL TRANSFER PC software & User's Manual downloadable from our website, 1 Quick Start Guide.

A PEL 115 IS DELIVERED WITH:

1 bag for the accessories, 5 x IP67 voltage cables, 5 lockable crocodile clips, 1 set of inserts/rings, 1 SD card, 1 SD Card-USB adapter, 1 USB cable, PEL TRANSFER PC software & User's Manual downloadable from our website, 1 Quick Start Guide.

REFERENCES TO ORDER:

PEL 112 without current sensors **P01157156**
 PEL 113 without current sensors **P01157157**
 PEL113 with MA194-350 sensors and adapter..... **P01300003**
 PEL 115 without current sensors **P01157169**



INTERNATIONAL
Chauvin Arnoux
 12-16, rue Sarah Bernhardt
 92600 Asnières-sur-Seine
 Tél : +33 1 44 85 44 38
 Fax : +33 1 46 27 95 59
 export@chauvin-arnoux.fr
 www.chauvin-arnoux.com

UNITED KINGDOM
Chauvin Arnoux LTD
 Unit 1 Nelson Ct, Flagship Sq, Shaw
 Cross Business Pk
 Dewsbury, West Yorkshire - WF12 7TH
 Tel: +44 1924 460 494
 Fax: +44 1924 455 328
 info@chauvin-arnoux.co.uk
 www.chauvin-arnoux.com

MIDDLE EAST
Chauvin Arnoux Middle East
 P.O. BOX 60-154
 1241 2020 JAL EL DIB - LEBANON
 Tel: +961 1 890 425
 Fax: +961 1 890 424
 camie@chauvin-arnoux.com
 www.chauvin-arnoux.com

